

Data Center Opposition Report



April 2026

AUTHORS

Matthew Shaw - **Coalition for Responsible Data Center Development**

David Krueger - **Evitable**

Sonali Malik - **Evitable**

Denys Sheremet - **Together Against AI**

Finn van der Velde - **Together Against AI**

LAYOUT + DESIGN



Luma Kennedy - **North Carolina Environmental Justice Network**

Table of Contents

Introduction.....	3
Local Opposition to Data Centers.....	4
Energy Usage in AI Data Centers.....	9
Case Studies.....	10
Methodology.....	15
Limitations.....	16
Appendix.....	19

License

All of the data in this report is published under a Creative Commons 4.0 license.¹ It is freely available for all non-commercial uses. See Appendix A.

Cover image

Adapted from Chad Davis, under CC BY 2.0.^{2,3} Edited with color filters and added contour lines.

Acknowledgement

Special thanks to Niels Doehring for review and help with data visualization.

Note

The data for this report was collected **without AI**.

¹ Creative Commons License 4.0: <https://creativecommons.org/licenses/by-nc/4.0/deed.en>

² Chad Davis: <https://www.flickr.com/photos/chaddavisphotography/49062863796>

³ Creative Commons License 2.0: <https://creativecommons.org/licenses/by/2.0/deed.en>

Report Summary

360,000 Americans are fighting the data center build-out. Opposition to data centers in the U.S. is growing rapidly. We set out in December 2025 to record the size and development of opposition groups on Facebook, the main online platform used by the groups to organize. As of April 2026, there are at least 268 local opposition groups totaling over 360,000 members.

300% increase in four months. We estimate that membership in opposition groups has more than quadrupled over the past four months, to 360,000 people in local U.S. data center opposition groups.

A new opposition group is formed every day. In the six months leading up to this report, 209 groups were created in 182 days. This is more than 1 new group per day. In total, at least 268 U.S. groups exist as of April 5th, 2026.

Nationwide and bipartisan. Local opposition to data centers in the U.S. is a nationwide phenomenon, with opposition groups in 37 states. This spans both red and blue states, and more than 100,000 people in swing states.

Massive AI data centers are the main reason for opposition. The enormous scale of new data centers is the main reason for the surge in opposition groups. Generative AI is driving the demand for these data centers, with some set to use as much energy as major U.S. cities.⁴

Updated monthly. We will update the statistics monthly, and publish regular reports on the state of data center opposition. A press kit with the main insights and graphs is available at datacenteropposition.com/share.

⁴ Kimball, "[Data Centers Powering Artificial Intelligence could use More Electricity than Entire Cities.](#)"

Introduction

Hundreds of thousands of Americans have united in opposition to proposed data centers in their communities, successfully delaying or canceling at least \$152 billion worth of projects in 2025 alone.⁵ While certain campaigns have been highlighted in the press, this report is the first to show the full scope of local opposition to data centers in the U.S.

We focus on Facebook, as this is the main online platform used by opposition groups. While we recorded data on groups that are neutral or in favor of data centers, this report focuses on the vast majority of groups that are opposed (96%).

We give an overview of the opposition from three angles:

1. **Size and growth.** We give a general overview of the opposition. We show the number of opposition groups, how many members they have, and how fast they are growing.
2. **Geography and political lean.** We show how opposition groups are spread across the U.S., and how they transcend political divides. We also look at where the largest data centers are being built.
3. **Concerns and opposition strategies.** To better understand how and why people oppose data centers, we interviewed organizers from two notable movements: a 117,000-member group in Independence, Missouri, and a statewide coalition petitioning for a constitutional ban on large data centers in Ohio.

⁵ Data Center Watch, "[Q3-Q4 2025 Update](#)."

Local Opposition to Data Centers

As of April 5th, 2026 we have recorded 268 local opposition Facebook groups, with a total of 367,800 group members. The following sections outline the rapid growth of the movement.

Figure 1 shows how total group membership evolved since our first measurement in December 2025. Since then, total group membership has grown to over 360,000 people.

U.S. Data Center Opposition Grows To Over 360,000 People

Total measured group membership in U.S. data center opposition groups on Facebook

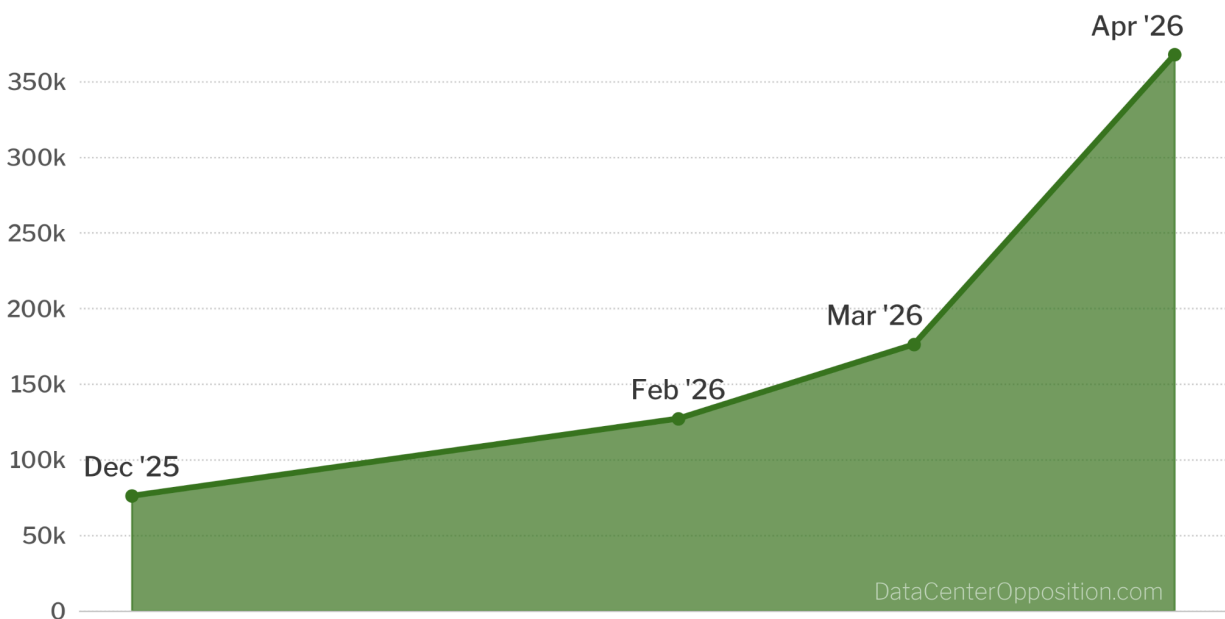


Figure 1. Membership in U.S. data center opposition groups on Facebook. Total membership in April 2026 reached more than 360,000 people.

We estimate that total group membership quadrupled between December 2025 and April 2026. While observed membership grew from roughly 76,000 to 368,000, implying an almost fivefold increase, some groups were missed during data collection in earlier months and added in later months. Excluding those groups, we see a fourfold increase (+325%) in the four months from December 2025 to April 2026.

Figure 2 shows the total number of data center opposition groups on Facebook since the release of ChatGPT. At the time, only a handful of groups existed. As of April 2026, there are more than 260.

Cushman & Wakefield report that in the second half of 2025, total data center capacity under construction in the Americas doubled, and operational data center capacity grew by around 70%.^{6,7} Of the total data center capacity in the Americas, 93% was in the U.S. This increase in both operational and planned data center capacity might help explain the drastic rise in the number of local data center opposition groups.

Number Of U.S. Opposition Groups

Number of local Facebook groups that oppose data centers in the U.S. over time



Figure 2. Total number of U.S. data center opposition groups on Facebook over time. The x-axis starts at the release of ChatGPT (November 30, 2022), and ends at our last measurement (April 5th, 2026). The chart is based on the group creation date found in the 'about' section of each Facebook group.

⁶ Cushman & Wakefield, "[Americas Data Center H1 2025 Update](#)," page 2.

⁷ Cushman & Wakefield, "[Americas Data Center H2 2025 Update](#)," page 2.

The rate of group creation increased sharply around September 2025. In July, four new groups were created. This number grew to 29 in October and 47 in March. In the six months leading up to April, 209 new groups were created in 182 days, which is more than one new group per day on average.

One New Opposition Group Per Day Since October

Number of local U.S. data center opposition groups created per month on Facebook

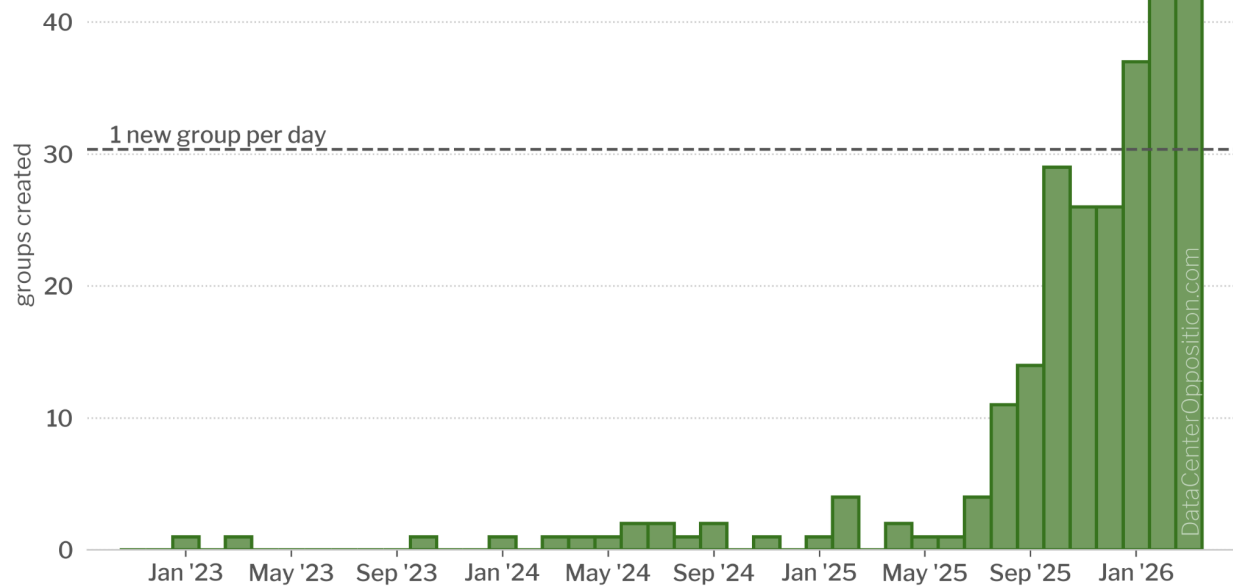


Figure 3. Number of local opposition Facebook groups created per month. Between October 2025 and April 2026, a total of 209 new groups were created in 182 days, which averages out to 1.15 new groups per day.

Restrictive non-disclosure agreements (NDAs) are a common practice in the process of land acquisition and rezoning for data centers.⁸ This has a few effects relevant for group formation. Because developers often have land owners and local politicians sign NDAs, citizens only find out about a data center project when most of the planning and approval process has already been done. This creates a delay in the popular response. Most groups would likely have formed earlier if it was not for NDAs. This practice is also a common cause for opposition, as citizens feel it is being used to deny them a say in the decision making process.

⁸ Kainz, "[How NDAs Keep AI Data Center Details Hidden from Americans.](#)"

Data center opposition groups are a nationwide phenomenon: the 268 groups are spread over 37 states, as seen in Figure 4. The largest number of opposition groups are in the Great Lakes region, Virginia, Georgia, and Texas. This concentration of opposition groups might be explained by the fact that these regions also have a larger number of planned hyperscale data centers.⁹

Data Center Opposition Spans 37 U.S. States

Dots are opposition groups, color shows number of opposition members per U.S. state.

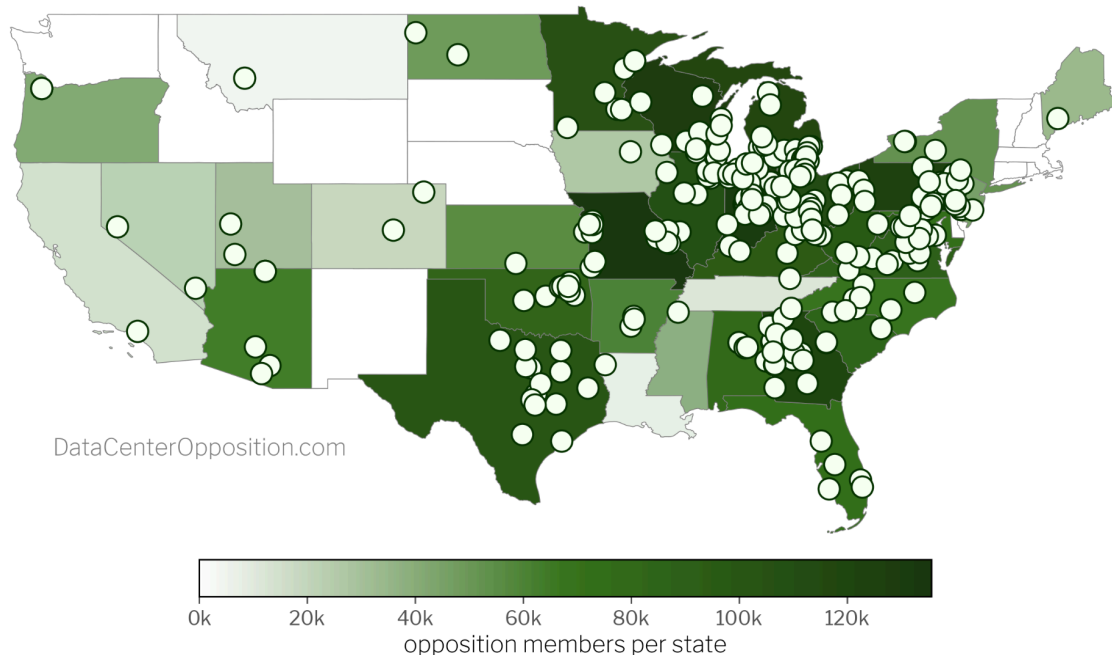


Figure 4. Map of U.S. data center opposition. Each dot is a Facebook opposition group. The color of a state shows the combined number of opposition group members in said state. An interactive version of this map is available on datacenteropposition.com.

Opposition groups exist in both Democratic and Republican states, with a large share in swing states. As Figure 5 on the next page shows, 37% of the groups we found are in swing states, accounting for over 100,000 people. Red states have a larger share of both members and groups than blue states. The membership ratio can be partially explained by the fact that the largest group we found is in Missouri, which was a red state in the 2024 presidential elections.

⁹ FracTracker Alliance, "[Open U.S. Data Centers Tracker](https://www.fractracker.org/open-us-data-centers-tracker)."

Large Share Of U.S. Data Center Opposition Is In Swing States

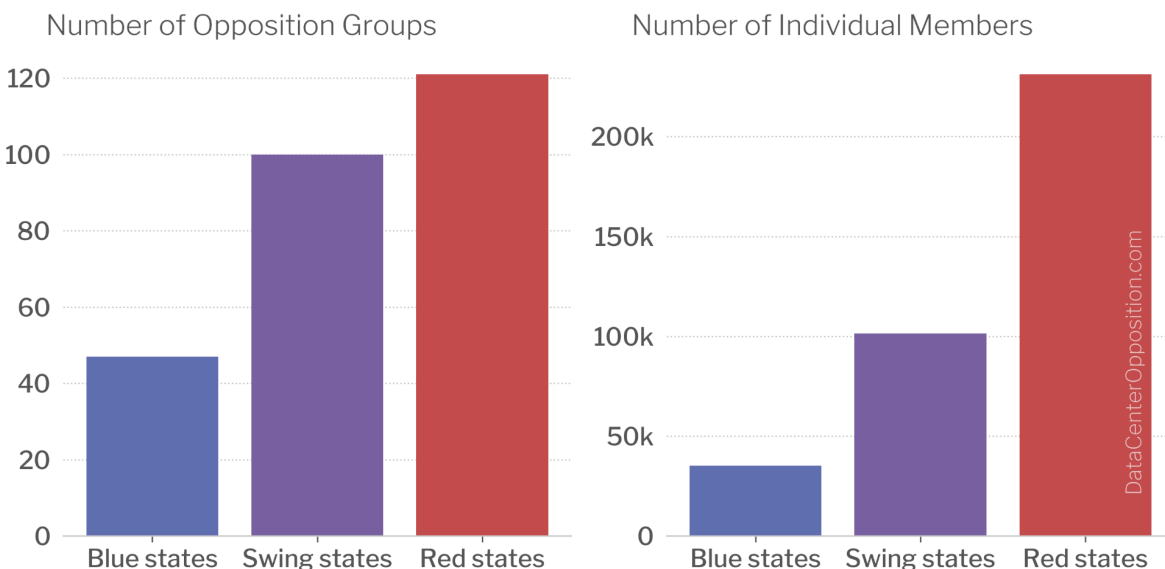


Figure 5. Number of groups (left) and total opposition members (right), by state classification based on 2024 presidential election outcomes. States are grouped into Democratic-carried (blue), Republican-carried (red), and battleground (swing) states.¹⁰

As Figure 5 shows, a large part of opposition to data center build-out is occurring in Republican-leaning states. This could be explained by the fact that Republican-leaning states have a larger number of data centers being built. It is not possible to determine the precise number of data centers underway due to the private nature of these contracts. However, there is a noticeable trend in data centers moving into rural areas due to the lower costs of land and electricity, as well as fewer regulations and zoning restrictions.¹¹

Swing states make up a high proportion of the data center opposition occurring nationwide. While only 14% of U.S. states are considered swing states, they contain 37% of the opposition groups and 28% of total membership. Our data shows that the three swing states of Wisconsin, Michigan, and Georgia account for 22% of all data center opposition groups. Data center developers are drawn to states like Wisconsin and Michigan for their vast freshwater supply, and Georgia has given more tax cuts to data centers than any other state, at \$2.5 billion.^{12,13,14} Community

¹⁰ Politico, "[Swing States](#)."

¹¹ Barringer, "[Thirsty for Power and Water](#)."

¹² McCauley and Freyberg, "[How AI Data Centers Are Tapping into Wisconsin's Fresh Water](#)."

¹³ Starr, "[Water Levels across the Great Lakes Are Falling- just as US data centers move in](#)."

¹⁴ Good Jobs First, "[Data Center Tax Abatements](#)," page 4.

opposition to data centers has successfully ousted elected officials, and data centers could become a wedge issue in the 2026 midterm elections.^{15,16,17}

Energy Usage in AI Data Centers

One of the main reasons for the surge in opposition groups is the enormous size of the data centers being proposed. Most data centers built prior to the release of ChatGPT in 2022 caused less noticeable disruption to local communities, but newer ones are much larger and require significantly more resources. The largest AI data centers are expected to use as much energy as major U.S. cities.¹⁸

A 2025 McKinsey report estimates that AI data centers will account for around 70% of total demand for data center capacity through 2030.¹⁹ It states that ten years ago, a 30 megawatt data center was considered large, and today, a 200 megawatt facility is considered normal. The largest AI-specific data centers under construction now will be over 1 gigawatt (1,000 megawatts), and are expected to use as much energy as 2 million U.S. households.²⁰ This is the same amount of households as in the entire state of Alabama, for just one AI data center.

We collected data on gigawatt-scale data centers. FracTracker currently has the largest open database of planned U.S. data centers.²¹ We have expanded on their list, producing to our knowledge, the most complete publicly available dataset of gigawatt-scale data centers in the U.S. The list includes 112 planned data centers with over 1 gigawatt of capacity each.

In 2025, the electrical capacity of all existing data centers in the U.S. combined was around 40 gigawatts.²² The planned data centers we found would have a combined capacity of over 200 gigawatts. Their locations are shown in Figure 6. For the full data set, see Appendix A.

¹⁵ Tomich, "[Missouri Town Fires Half Its City Council.](#)"

¹⁶ Vakil, "[Data Centers Emerge as Growing Wedge Issue.](#)"

¹⁷ Mathur and Sharma, "[Data Centers Could Be a Tipping Point in the Midterms.](#)"

¹⁸ Kimball, "[Data Centers Powering Artificial Intelligence could use More Electricity than Entire Cities.](#)"

¹⁹ Srivathsan et al., "[AI Power: Expanding data center capacity to meet growing demand.](#)"

²⁰ International Energy Agency, "[Energy and AI](#)," page 38.

²¹ FracTracker Alliance, "[Tracking AI Data Centers.](#)"

²² Cushman & Wakefield, "[Americas Data Center H2 2025 Update.](#)"

Planned Gigawatt-Scale Data Centers In U.S.

Number of gigawatt-scale data centers per U.S. state, with locations.

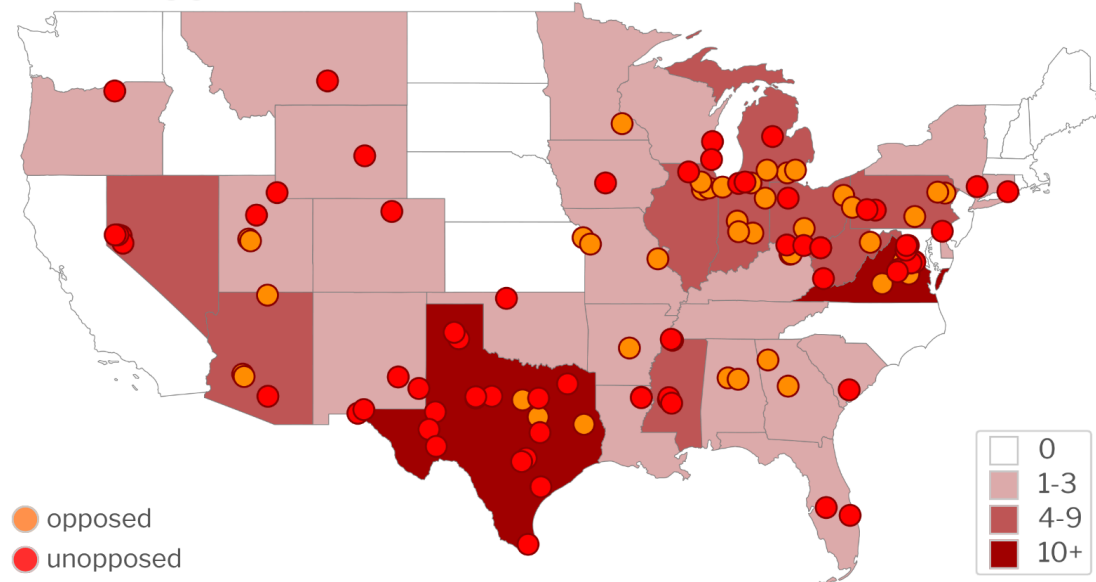


Figure 6. Map of planned data centers in the U.S. with more than 1 gigawatt (1,000 megawatts) of expected capacity. Orange dots indicate data centers with local opposition groups in the same county. Red dots indicate data centers without. The color of the states show the number of gigawatt-scale data centers per state.

Gigawatt-scale data centers are being planned all over the U.S., with a higher concentration in the Great Lakes region, Texas, and Virginia. They are being planned in at least 32 U.S. states.

By matching the state and county of planned data centers with those of opposition groups, we estimate that at least one third of gigawatt-scale data centers are currently facing direct opposition. For this estimate, we only included data centers that have a local opposition Facebook group in the same county.

Case Studies

To better understand the concerns and strategies of members of datacenter opposition groups, we reached out to organizers directly. These sections include excerpts and summaries of three interviewees' accounts.

Independence, Missouri

We reached out to the 117,000-member group *Stop the AI Data Center in Independence* to learn about their story.

The group began in the weeks following December 9, 2025 when the city of Independence, Missouri unveiled plans for a 2.5 million-square-foot data center campus. The plans were pending the city's approval of a 90% tax cut for Nebius, the company behind the data center. The Facebook post announcing the project received hundreds of angry reactions, but city officials had signed NDAs so questions had to wait until January 12, when Nebius held a Q&A followed by a "study session" with council members.

Misty Vaughn, one of the group's founders, said she knew from the get-go it was smoke and mirrors, "Our city is mostly working class, who can make a 3:30 Q&A session?" Those who were able to attend did not get their questions answered, she said. In the study session that followed, when Vaughn asked Councilmember McCandless if there was any way to slow things down, "she said, 'Nope' to my face, and to every other resident's face. And so we created a Facebook group."

After the Q&A session, council members wanted to move forward with the vote in two weeks, but residents convinced them to postpone it to March 2. "We voiced that this is moving too fast. None of our questions are being answered," Vaughn said. They sent a letter to the mayor with 43 questions, who then sent it to Nebius's lawyers for answers. Nebius has still not answered most questions.²³

Between January 12 and the vote on March 2, the group hosted weekly meetings at public libraries and local churches. "We brought in everybody," including the council members, who Vaughn said were not hosting their own forums to engage with residents. Most of the council members came to the group's final meeting before the tax abatement vote. Vaughn asked Councilmember Perkins, who represents her district, how many community members it would take for him to vote no. "He said 'No number. There's no number that would get me to vote no,' which really stuck, having a council member say that to our face."

Vaughn said about Nebius, "they don't need to convince the 120,000 residents that live here. They just need to convince seven people. And what's funny is, every single

²³ City of Independence, Mo. [[Responses to Resident Questions Regarding Nebius Data Center](#)]. Obtained from Misty Vaughn

one of these councilmembers was put on NDA.” Cities like Independence, she argued, make perfect targets for tech companies. “We have had to cut so many things to stay afloat. So when you've got a billion dollar tech company coming in, you've got city council drooling over this deal.” During the study session, the first question Councilmember Fears asked Nebius was, “you did say billion, right, with a B?”

One of the core concerns of group members is water. “Our aquifer is extremely pure,” Vaughn said, “it's one of the best water supplies in the country.”²⁴ This has caused residents from surrounding cities to join the group as well, as the project introduces large-scale industrial infrastructure above a drinking water source relied on by 250,000 people.²⁵

The group has been demanding answers about the cooling process, citing concerns about both the consumption and contamination of their water supply after learning about the chemicals used in other data center cooling systems.^{26,27} Vaughn has pressed city council for information on the chemicals that will be deployed in the cooling process. She said they received “bizarre answers,” such as Councilmember McCandless claiming that only “salt or soap” will be used. “We're not stupid,” Vaughn said.

The Nebius campus will have up to 1.2 gigawatts of capacity, more than four times the city's current peak electricity usage.^{28,29} To meet this demand, Independence plans to rebuild a shuttered natural gas facility and increase its total capacity from 90 megawatts to an eventual 1.1 gigawatts.³⁰ Vaughn notes that the surrounding area looks nothing like it did when the plant first opened in 1958, “there are now elementary schools nearby, there are communities and neighborhoods around there.”

The air pollution from the power plant would be worsened by on-site diesel generators at the data center itself. City officials told residents these would only run briefly during outages, but that restriction appears nowhere in the contract.

²⁴ City of Independence, Mo., “[2023 Consumer Confidence Report](#).”

²⁵ City of Independence, Mo., “[Water Service Area](#).”

²⁶ Hardin, “[Data Centers Are Contributing to PFAS Forever Chemical Pollution](#).”

²⁷ Yang et al., “[Toxicity Assessment of 14 Biocides for Industrial Circulating Cooling Water System](#).”

²⁸ Nebius, “[Nebius x Independence, Missouri](#).”

²⁹ DKMT Consulting, “[Independence Power and Light Cost Benefit Analysis](#).”

³⁰ City of Independence, Mo., “[Data Center FAQs](#).”

The day city council voted on the tax cut, the group mobilized a packed room with public comment going until 11:45 PM. Despite the magnitude of the opposition, the measure passed 5-2.

The group proceeded to collect thousands of signatures to force a referendum on the tax cut. Despite abiding by a section of the city charter, the effort was blocked on technicalities.

According to co-founder Rachel Gonzalez, Independence residents felt they had been denied the right to vote, and the issue received significant attention in local media. Three group members formed a press team and said yes to every media inquiry. Gonzalez said this paid off, as it prevented Nebius from controlling the narrative. She added that they mentioned the Facebook group in every interview. Their group quickly grew from ten thousand to a hundred thousand members.

In the following month, two councilmembers who voted for the tax abatement were up for reelection. Both were voted out of office, including McCandless, who also lost her bid for mayor despite winning the primary prior to the vote on the tax cut.

Despite changes in leadership, the contract will still go into effect unless challenged by other means. The group's organizers say next steps are supporting the residents of Bly Road, who neighbor the data center site and are trying to put together their own lawsuit.

Additional Highlight: Festus, Missouri

The city council election in Independence, Missouri is not an isolated case. Pro data center officials in another Missouri town fared similarly. After the city council of Festus, Missouri approved plans for a data center, dismissing local opposition, the group *No Data Center in Festus* coordinated to vote out all four incumbent city council members who were up for reelection.³¹ Their Facebook group had less than three thousand group members. They have now started a lawsuit against both the developer of the data center and the city of Festus, alleging lawmakers broke government transparency laws and held illegal private meetings with developers.³²

³¹ Mansouri, "[Festus Voters Oust Every Incumbent.](#)"

³² Grawitch, "[Group Sues Festus and Proposed Developer.](#)"

Ohio

In April 2026, the Ohio Ballot Board certified a proposal for a constitutional amendment prohibiting the construction of new data centers with a peak load exceeding 25 megawatts.³³ The amendment was proposed by *Conserve Ohio*, an initiative by members of the Facebook group *Ohio Residents for Responsible Development*. If 413,000 valid signatures are collected by July 1, the measure will appear as a statewide referendum on the November ballot.

In January, residents of Mount Orab, Ohio reported that when they sought information about housing demolitions, local officials stated they had signed non-disclosure agreements (NDAs) and could not share details. Jessica Baker, a co-petitioner and organizer who lives in a nearby village, recalled seeing news coverage of a resident inquiring about the sites at a council meeting. “They couldn’t tell him anything because they had signed NDAs, and I was like... what? You’re elected. What?” Baker dug deeper and posted a video about her findings on her personal Facebook page. It got over 350,000 views and membership in Ohio opposition Facebook groups skyrocketed.

Residents began extensively investigating the projects, including tracing land purchases through shell LLCs and filing public records requests. They post all findings to their public Facebook pages, where they have identified data center developments across southern Ohio as well as a pattern of data centers clustering around water systems and electricity infrastructure.

Reasons for opposition include electricity demand, water usage, land conversion, and limited permanent job creation. Baker’s group uncovered plans for a “1000+ acre mega-site” data center in Mount Orab, for which 2,000 megawatts has been requested.³⁴ The village’s 4,500 residents currently rely on only 10-15 megawatts.

With at least 77 data centers proposed in addition to the 200 currently active across Ohio, local volunteers decided to initiate a statewide ballot initiative.³⁵ Ohio is one of the 18 states that allows citizen-initiated constitutional amendments.³⁶ To qualify for the ballot, organizers must collect over 413,000 valid signatures from at least 44 counties. The petition and information about signing locations are hosted on conserveohio.com.

³³ Ohio Attorney General's Office, “[Title and Summary Certified](#).”

³⁴ PJM Interconnection, “[DEOK Supplemental Projects](#).”

³⁵ Larson, “[The Rush to Build Ohio Data Centers](#).”

³⁶ Ballotpedia, “[Initiated Constitutional Amendment](#).”

Members of *Ohio Residents for Responsible Development* are currently gathering signatures while managing a network of statewide volunteers. Their goal is to collect 700,000 signatures, to include a buffer for any that are rejected.

Methodology

In order to track opposition to data centers, we investigated local groups organizing online. We focus on Facebook because it is the online platform most used by opposition groups. To avoid double-counting people, we excluded Facebook *pages*, as well as groups organizing on other social media platforms. We also excluded state- and national-level Facebook groups, assuming that many members of those groups would also be in a local group. Our master dataset, which can be found in Appendix A, includes non-Facebook groups, and Facebook pages (as opposed to Facebook groups), but they are not included in the totals for this report.

To find groups, we used Facebook's search function with relevant terms (e.g. "No Data Center" and "Pro Data Center"). We also followed links where groups referenced each other, and found groups through news articles and word of mouth. See the section on finding groups in Appendix D for more details and a full list of search terms, as well as how we found fundraisers.

We recorded the initial membership data in December 2025. Then, since February 2026, we have been recording membership data on the 5th of each month. This report includes data up to April 5th, 2026.

We used a multi-stage process to categorize groups' stances towards data centers (neutral, against, or support). If the name indicated a clear stance, the groups were sorted based on this. Examples are "Stop the Data Center" or "YES to Hobart Data Center." Most groups had such a name. For groups with ambiguous names, we looked at the banner and About page. If these too were ambiguous, and posts in the group could be seen publicly, we checked the last ten posts in the discussion. If there were at least five posts in favor of the data center and none opposed, the group was categorized as "support," and vice versa for "against." If there was at least one post for either side or the group posts were not publicly visible, the group was marked "neutral." Most of the groups we found are in opposition to data centers (96% vs. 1% in support). We thus decided to focus the report on the opposition groups. For more information on groups that are neutral or support data centers, see Appendix B.

We also classified whether a group was local or not. A group was classified as local if it is tied to a specific county or city. Groups linked to specifically named regions that span at most a few counties (e.g. “No Data Centers in the Driftless”) were also labeled as local. Statewide groups, state region groups (e.g. “West Michigan against AI data centers”), and nationwide groups were not counted as local, and hence not included in our statistics (but see Appendix C for an overview).

Three groups started out with a different purpose and only later changed their name to something data center-related. For them, the date that the change in names happened was recorded as their creation date.

Interviews were conducted through phone calls and a transcript or summary was recorded with permission. The interviews were edited down for size and clarity. We chose Independence, MO and southern Ohio due to the size and momentum of their opposition groups.

Limitations

The goal of this study was to measure U.S. opposition to data center build-out. We chose to measure online organizing through Facebook because most opposition groups that organize online have a Facebook group. On top of that, Facebook groups provide membership counts, which makes it possible to put a number on the size of the opposition. We excluded other social media platforms to avoid double-counting members. However, this means that our methodology misses people and groups that organize offline or on other social media platforms.

We also miss some Facebook groups, because despite our best efforts, we do not find all groups as soon as they are founded. Especially smaller groups are more likely not to turn up in our Facebook search in the first month of their existence. Based on previous months' misses, we expect that we found at most 70% of all groups: at least 30% of the groups that existed at our data collection date in March, we found only in April, and similarly in other months.

There are also reasons why our methodology may overestimate the size of the opposition. We did not evaluate how active the groups are or their individual members are, nor did we verify individual accounts within groups. Hence, there may

be duplicate, bot, or inactive accounts, or members that have joined groups for reasons other than opposing data center build-out.

There might still be double counting if people are part of multiple local opposition groups, for example, because they frequent both localities or want to coordinate between the different groups.

Overall, we believe our numbers provide the best currently available estimate of the size and development of local U.S. data center opposition.

Restrictive non-disclosure agreements

Restrictive non-disclosure agreements (NDAs) are a common practice in the process of land acquisition and rezoning for data centers.³⁷ Developers often have land owners and local politicians sign NDAs, and citizens only find out about a data center project when most of the planning and approval process has already been done. This process limits public knowledge about which data centers are being planned. Our map of gigawatt-scale data centers relies on public sources and thus only includes data centers that have already been made public. There could be many more plans for data centers which have not been made public yet. These could potentially be identified using public records of closed-door government meetings, land purchases, etc.

Opposition to data centers worldwide

While this report only looks at the U.S., our future reports will aim to track opposition to data centers worldwide. We encourage others to investigate this as well. Note that countries with data center opposition outside of the U.S. are often less likely to use Facebook to organize. For example, we found none of the data center opposition groups in France mapped by '*Le Nuage Était Sous Nos Pieds*'³⁸ to have an associated Facebook group or page. Novel approaches of measuring the size of data center opposition should be explored.

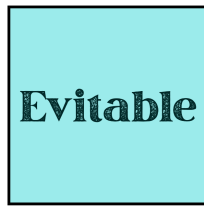
³⁷ Kainz, "[How NDAs Keep AI Data Center Details Hidden from Americans.](#)"

³⁸ Le Nuage Était Sous Nos Pieds, "[Map of data centers, projects and opposition.](#)"

About this Report

This report is a collaboration between the *Coalition for Responsible Data Center Development*, *Evitable*, and *Together Against AI*. For questions, suggestions, and press inquiries, please fill in our contact form at <http://datacenteropposition.com/contact>.

The data set is available in Appendix A under a Creative Commons 4.0 license.³⁹ A press kit with the main insights and graphs is available at datacenteropposition.com/share.



³⁹ Creative Commons License 4.0 <https://creativecommons.org/licenses/by-nc/4.0/deed.en>

Appendix

A: Data sets

The data sets this report is based on are available with the link below. For each data set, Sheet 1 is the data set. Sheet 2 is the explanation of the columns. The data sets are available under a Creative Commons 4.0 license for all non-commercial uses.⁴⁰

Data set of opposition groups:

https://docs.google.com/spreadsheets/d/e/2PACX-1vQSVemagEw89D56GieTlx9TsDLAgtVoas8cMvhXjm0VprY7izLjwUoelFmxnple3bVMR3An9d_K_puV/pub?output=xlsx

Data set of gigawatt-scale data centers:

https://docs.google.com/spreadsheets/d/e/2PACX-1vT7QsydfMYObu0rLH9FV6mY YE-E1659WkwJN1J-7edGk5_3300eWiZ997DrqB5ND0UMOLivHP9LACj8/pub?output=xlsx

Data set of fundraisers by opposition groups:

https://docs.google.com/spreadsheets/d/e/2PACX-1vS2rqYPj2nyAi_dU6uqYHHITlo2wCDnuowJUFhizGh51CuCoBfU1otANHGgij_B-UTQ2N4VI9MxMUhj/pub?output=xlsx

See Appendix F for more on fundraising by local opposition groups.

B: Neutral and pro data center groups

We found 8 neutral groups and 4 pro data center groups, too few for any meaningful analysis. The number of members these groups had was similarly small, as Figure 7 shows. We therefore did not include these groups in the report, and only focused on the opposition groups. These graphs should not be taken as precise indicators of public opinion, as people that want a data center to be built near them have less of a reason to create a Facebook group around that opinion.

⁴⁰ Creative Commons License 4.0: <https://creativecommons.org/licenses/by-nc/4.0/deed.en>

Overwhelming Majority Online Organizing Critical Of Data Centers

Number Of Groups By Sentiment

Number Of Group Members By Sentiment

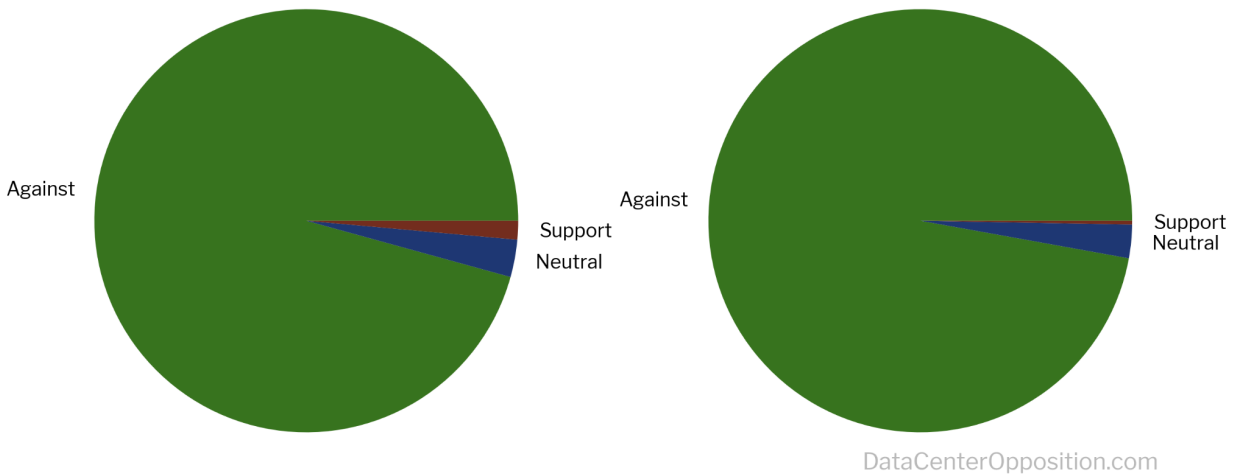


Figure 7. Number of Facebook groups (left) and total group members (right) by sentiment. Each Facebook group was categorized into Against, Neutral, or Support, regarding their stance towards their local data center(s).

C: Statewide and national groups

In this report, we only looked at *local* opposition groups in the U.S. If we would include statewide and nationwide groups, there would be a total of 299 groups with over 445,000 members. But it is likely that a significant part of the people in these groups are also part of a local group near them. For this reason, we do not include these groups in this report. For those interested, they are included in our interactive map on datacenteropposition.com.

D: Finding groups

The main method used to find groups was searching the following search terms in the Facebook search bar:

‘Data center’, ‘datacenter’, ‘yes data center’, ‘pro data center’, ‘no data center’, ‘stop data center’, ‘data center discussion’, ‘protect township’, ‘save township’, ‘protect county’, ‘save county’, and ‘responsible development.’

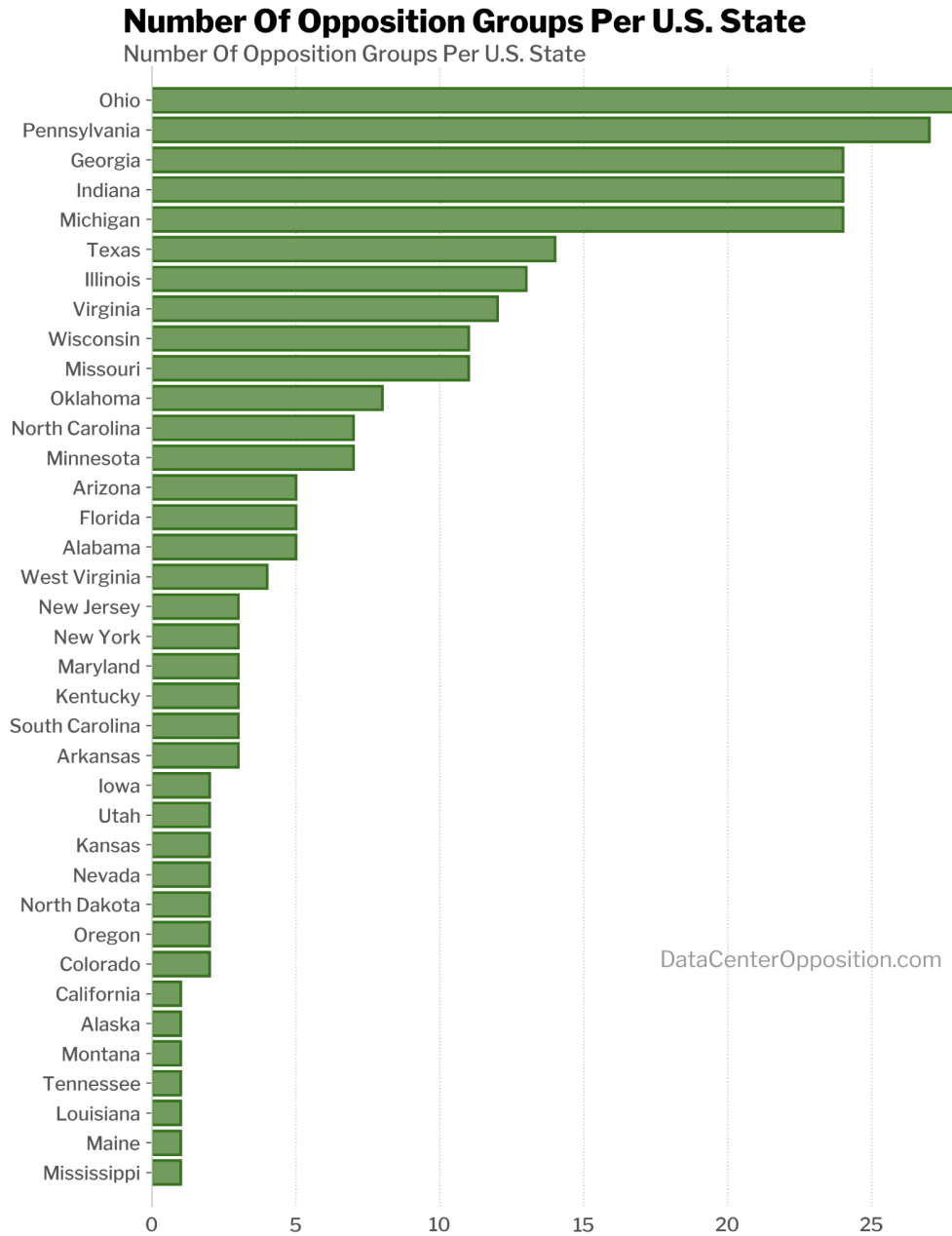
To find fundraisers, the same search terms were used on popular fundraising platforms like GoFundMe and GiveSendGo. For each of the found fundraisers, the associated city or county was then searched on Facebook to see if there was a

group associated with the fundraiser. This method turned up more unexpected group names, like 'NO to Project Mustang Rogers County, OK Land Heritage,' indicating that our search terms were non-exhaustive.

Other methods of finding groups were:

1. Searching on Facebook the city or county of a data center from our data set of gigawatt-scale data centers, to find a related group.
2. Looking up groups mentioned in books (i.e. *Empire of AI* by Karen Hao).
3. Looking up groups mentioned in news articles.
4. Word of mouth.
5. Searching through the feeds of Facebook groups and pages, to find reposted posts from other data center groups on Facebook.

E: Opposition groups by state



DataCenterOpposition.com

Figure 8. Number of local Facebook Opposition groups by U.S. state.

Figure 8 shows the number of local opposition groups per U.S. states.

F: Fundraising efforts

Some opposition groups raise funds for expenses related to their work. We found 56 fundraisers, mostly in the form of GoFundMe pages. All of the fundraisers we found were for expenses. Legal fees, FOIA requests, and campaign materials are the most commonly mentioned purposes. The surrounding work is being done on a volunteer basis.

At least \$1.4M is being requested by all groups combined, out of which \$311k has been raised. This breaks down to a mean ask of \$25k per group requesting donation, and a median ask of only \$8k. Most of the groups we found are not fundraising online at all.

The link to the data set is available in Appendix A. The *Name of Facebook* column refers to the name of the corresponding Facebook group or page, if one exists.

Sources cited

1. Creative Commons License 4.0.
<https://creativecommons.org/licenses/by-nc/4.0/deed.en>.
2. Chad Davis. Photograph, Flickr.
<https://www.flickr.com/photos/chaddavisphotography/49062863796>.
3. Creative Commons License 2.0.
<https://creativecommons.org/licenses/by/2.0/deed.en>.
4. Kimball, Spencer. "Data Centers Powering Artificial Intelligence Could Use More Electricity than Entire Cities." CNBC, November 23, 2024.
<https://www.cnbc.com/2024/11/23/data-centers-powering-ai-could-use-more-electricity-than-entire-cities.html>.
5. Data Center Watch. "Data Center Watch Report Q3–Q4 2025 Update." Accessed April 17, 2026. <https://www.datacenterwatch.org/q3-q4-2025>.
6. Cushman & Wakefield. "Americas Data Center H1 2025 Update." 2025.
<https://digital.cushmanwakefield.com/Americas-Data-Center-H1-2025-Update/>.
7. Cushman & Wakefield. "Americas Data Center H2 2025 Update." 2026.
<https://digital.cushmanwakefield.com/americasdatacenterupdateh22025-02-2026-amer-regional-en-content-datacentres/>.
8. Kainz, Natalie. "How NDAs Keep AI Data Center Details Hidden from Americans." NBC News, October 28, 2025.
<https://www.nbcnews.com/tech/tech-news/data-center-ai-google-amazon-nda-non-disclosure-agreement-colossus-rcna236423>.
9. FracTracker Alliance. "Open U.S. Data Centers Tracker." 2026.
<https://www.fractracker.org/data-centers/>.
10. Barringer, Felicity. "Thirsty for Power and Water, AI-Crunching Data Centers Sprout across the West." And the West, April 8, 2025.
<https://andthewest.stanford.edu/2025/thirsty-for-power-and-water-ai-crunching-data-centers-sprout-across-the-west/>.

11. Politico. "2024 Election Results: Swing States." Accessed April 17, 2026.
<https://www.politico.com/2024-election/results/swing-states/>.
12. McCauley, Jane, and Frederica Freyberg. "How AI Data Centers Are Tapping into Wisconsin's Fresh Water." PBS Wisconsin: Here & Now, May 23, 2025.
<https://pbswisconsin.org/news-item/how-ai-data-centers-are-tapping-into-wisconsin-fresh-water/>.
13. Starr, Stephen. "Water Levels across the Great Lakes Are Falling – Just as US Data Centers Move In." The Guardian, December 16, 2025.
<https://www.theguardian.com/technology/2025/dec/16/great-lakes-us-data-centers>
14. Good Jobs First. "Data Center Tax Abatements," April 2026.
<https://goodjobsfirst.org/wp-content/uploads/2026/04/Data-Center-Tax-Abatements-Why-States-and-Localities-Must-Disclose-These-Soaring-Revenue-Losses.pdf>.
15. Tomich, Jeff. "Missouri Town Fires Half Its City Council over Data Center Deal." Politico, April 13, 2026.
<https://www.politico.com/news/2026/04/13/missouri-city-council-data-center-00867259>.
16. Vakil, Caroline. "Data Centers Emerge as Growing Wedge Issue in Midterm Races." The Hill, March 15, 2026.
<https://thehill.com/homenews/campaign/5784406-data-centers-midterm-debate/>.
17. Mathur, Anusha, and Sanidhya Sharma. "Data Centers Are Expensive, Unpopular – and Could Be a Tipping Point in the Midterms." NPR, April 20, 2026.
<https://www.npr.org/2026/04/20/g-s1-117729/data-center-disputes-local-midterms>.
18. Kimball, Spencer. "Data Centers Powering Artificial Intelligence Could Use More Electricity than Entire Cities." CNBC, November 23, 2024.
<https://www.cnbc.com/2024/11/23/data-centers-powering-ai-could-use-more-electricity-than-entire-cities.html>.
19. Srivathsan, Bhargos, Marc Sorel, Arjita Bhan, Pankaj Sachdeva, Haripreet Batra, Raman Sharma, Rishi Gupta, and Surbhi Choudhary. "AI Power: Expanding Data Center Capacity to Meet Growing Demand." McKinsey, October 29, 2024.
<https://www.mckinsey.com/industries/technology-media-and-telecommunications/our-insights/ai-power-expanding-data-center-capacity-to-meet-growing-demand>.

20. International Energy Agency. Energy and AI. Paris: IEA, 2025.
<https://www.iea.org/reports/energy-and-ai>.
21. FracTracker Alliance. “Tracking AI Data Centers: Energy Demand, Pollution, and Public Impact.” July 29, 2025.
<https://www.fractracker.org/2025/07/national-data-centers-tracker/>.
22. Cushman & Wakefield. “Americas Data Center H2 2025 Update.” 2026.
<https://digital.cushmanwakefield.com/americasdatacenterupdateh22025-02-2026-amer-regional-en-content-datacentres/>.
23. City of Independence, Mo. [Responses to Resident Questions Regarding Nebius Data Center]. February 19, 2026. Obtained from Misty Vaughn, April 12, 2026.
<https://drive.google.com/file/d/1wOrT4u6TnwpNraW6xTxRJ0zLtcF1g1m9/view>
24. City of Independence, Mo. “2023 Consumer Confidence Report.” August 13, 2024.
<https://www.independencemo.gov/ccr>.
25. City of Independence, Mo. “Water Service Area.” July 3, 2023.
<https://www.independencemo.gov/government/city-departments/municipal-service/water-division/water-service-area>.
26. Hardin, Andie May. “Data Centers Are Contributing to PFAS Forever Chemical Pollution.” Environmental and Energy Study Institute, 2026.
<https://www.eesi.org/articles/view/data-centers-are-contributing-to-pfas-forever-chemical-pollution>.
27. Yang, Heyun, Xiaoliang Li, Xin Cao, Sijia Lu, and Xing Zheng. “The Toxicity Assessment of 14 Biocides for Industrial Circulating Cooling Water System by Damage/Repair Pathway Profiling Analysis.” Environmental Toxicology and Pharmacology 100 (June 1, 2023): 104156–56. <https://doi.org/10.1016/j.etap.2023.104156>.
28. Nebius. “Nebius x Independence, Missouri.” 2025.
<https://nebius.com/independencemo>.
29. DKMT Consulting. “Independence Power and Light Cost Benefit Analysis.” Accessed April 17, 2026.
<https://www.independencemo.gov/sites/default/files/2024-09/DKMT%20IPL%20Cost%20Benefit%20Analysis%20Report%20August%206%202024.cleaned.pdf>.

30. City of Independence, Mo. “Data Center FAQs.” December 16, 2025.
<https://www.independencemo.gov/data-center-faqs>.
31. Mansouri, Kavahn. “After \$6B Data Center Plan, Festus Voters Oust Every Incumbent Council Member.” STLPR, April 8, 2026.
<https://www.stlpr.org/government-politics-issues/2026-04-08/6b-data-center-festus-voters-oust-every-incumbent-council-member>.
32. Grawitch, Katie. “Data Center Opposition Group Sues Festus and Proposed Developer.” STLPR, April 10, 2026.
<https://www.stlpr.org/government-politics-issues/2026-04-10/data-center-opposition-group-sues-city-festus-proposed-developer>.
33. Ohio Attorney General's Office. “Title and Summary Certified for Proposed ‘Prohibition of Construction of a Data Center’ Constitutional Amendment.” March 2026.
<https://www.ohioattorneygeneral.gov/Media/News-Releases/March-2026/Title-and-Summary-Certified-for-Proposed-Prohibiti>.
34. PJM Interconnection. “DEOK Supplemental Projects.” Transmission Expansion Advisory Committee, January 7, 2025.
<https://www.pjm.com/-/media/DotCom/committees-groups/committees/teac/2025/20250107/20250107-item-09---deok-supplemental-projects.pdf>.
35. Larson, Zeb. “The Rush to Build Ohio Data Centers Tells Us Everything That’s Wrong with Local and State Government.” Ohio Capital Journal, February 19, 2026.
<https://ohiocapitaljournal.com/2026/02/19/the-rush-to-build-ohio-data-centers-tells-us-everything-thats-wrong-with-local-and-state-government/>.
36. Ballotpedia. “Initiated Constitutional Amendment.” Accessed April 17, 2026.
https://ballotpedia.org/Initiated_constitutional_amendment.
37. Kainz, Natalie. “How NDAs Keep AI Data Center Details Hidden from Americans.” NBC News, October 28, 2025.
<https://www.nbcnews.com/tech/tech-news/data-center-ai-google-amazon-nda-non-disclosure-agreement-colossus-rcna236423>.
38. Le Nuage Était Sous Nos Pieds. “Map of data centers, projects and opposition.”
<https://lenuageetaitsousnospieds.org/articles/2025-12-11-carte-des-data-centers-des-projets-et-des-contestations-en-france.html>.

39. Creative Commons License 4.0.

<https://creativecommons.org/licenses/by-nc/4.0/deed.en>.

40. Creative Commons License 4.0.

<https://creativecommons.org/licenses/by-nc/4.0/deed.en>.

Additional sources:

Baker, Jessica. Interview by Sonali Malik. April 11, 2026.

Gonzalez, Rachel. Interview by Matthew Shaw. April 11, 2026.

Vaughn, Misty. Interview by Sonali Malik. April 12, 2026.

Gottfried, Jeffrey, and Eugenie Park. "Americans' Social Media Use 2025." Pew Research Center, November 20, 2025.

<https://www.pewresearch.org/internet/2025/11/20/americans-social-media-use-2025/>.

Independence, Mo. Code of Ordinances § 12.08.001. Version February 16, 2026. Accessed April 18, 2026.

https://library.municode.com/mo/independence /codes/code_of_ordinances?nodeld=CH12 OFPE_ART8OFPEGE_S12.08.001PE.

National Conference of State Legislatures. "Subsidizing Servers: How States Are Competing to Attract Data Centers," April 1, 2026.

<https://www.ncsl.org/fiscal/subsidizing-servers-how-states-are-competing-to-attract-data-centers>.